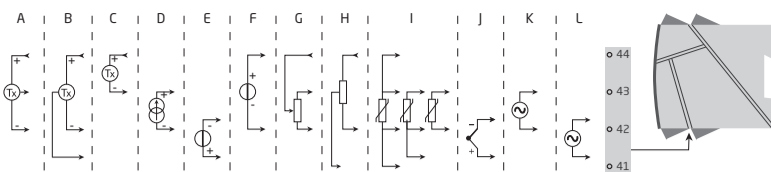


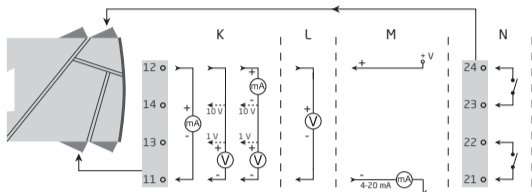


DK Indgangssignaler UK Input signals FR Signaux d'entrée DE Eingangssignale



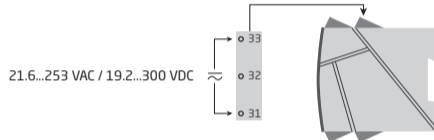
	DK	UK	FR	DE	4104	4114	4116	4131	4179	4179B	4184
A	3-tråds Tx, strøm	3-wire current Tx	Tx de courant 3-fils	3-Draht Tx, Strom	x						x
B	3-tråds Tx, spænding	3-wire voltage Tx	Tx de tension 3-fils	3-Draht Tx, Spannung	x						x
C	2-tråds Tx	2-wire Tx	Tx 2-fils	2-Draht Tx	x	x	x	x			x
D	Strøm, DC	DC current	Courant cc	DC-Strom	x	x	x	x			x
E	Spænding, DC	DC voltage	Tension cc	DC-Spannung	x						x
F	Spænding, DC	DC voltage	Tension cc	DC-Spannung		x	x	x			
G	Potentiometer	Potentiometer	Potentiomètre	Potentiometer		x	x	x			
H	Potentiometer	Potentiometer	Potentiomètre	Potentiometer							x
I	RTD og lin. R	RTD and lin. R	RTD et R lin.	WTH und lin. R		x	x	x			
J	TC	TC	TC	TE		x	x	x			
K	Strøm, AC	AC current	Courant ca	AC-Strom					x	x	
L	Spænding, AC	AC voltage	Tension ca	AC-Spannung					x	x	

DK Udgangssignaler UK Output signals FR Signaux de sortie DE Ausgangssignale



	DK	UK	FR	DE	4104	4114	4116	4131	4179	4179B	4184
K	Strøm / spænding	Current / voltage	Courant / tension	Strom / Spannung	x	x	x		x		x
L	Bufferet spænding	Buffered voltage	Tension direct	Gepufferter Spannung							x
M	2-tråds strøm	2-wire current	Courant 2-fils	2-draht Strom	x				x		x
N	Relæer	Relays	Relais	Relais			x	x		x	

DK Forsyning UK Supply FR Alimentation DE Versorgung



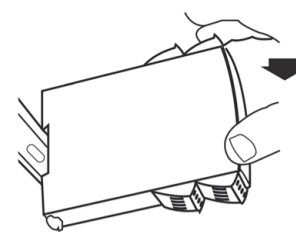
DK Sideskilt UK Side label FR Etiquette DE Typenschild

- DK Typnr.
- UK Type no.
- FR No. de type
- DE Typennr.

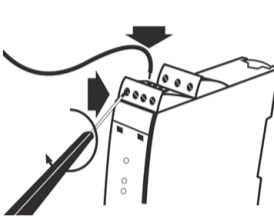
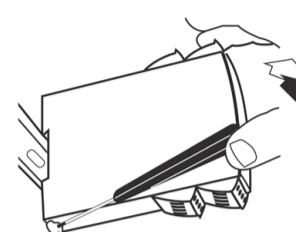
- DK Produktionsår fremgår af de to første cifre i serienummeret.
- UK Year of manufacture can be taken from the first two digits in the serial number.
- FR L'année de production est définie grâce aux deux premiers chiffres du numéro de série.
- DE Die ersten beiden Ziffern der Seriennummer geben das Produktionsjahr an.

- DK Benforbindelser
- UK Pin connections
- FR Raccordement des bornes
- DE Klemmenanschluss
- DK Godkendelser
- UK Approvals
- FR Homologations
- DE Zulassungen

- DK Montering på DIN-skinne. Mounting on DIN rail.
- UK Montage sur rail DIN.
- FR Montage auf DIN-Schiene.

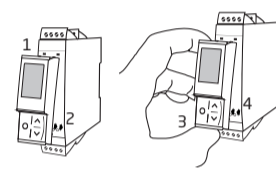


- DK Frigørelse fra DIN-skinne. Husk først at demontere tilslutningsklemmerne med farlig spænding. Modulet frigøres fra DIN-skinnen ved at løfte i den nederste lås.
- UK Demounting from DIN rail. First, remember to demount the connectors with hazardous voltages. Detach the device from the DIN rail by lifting the bottom lock.
- FR Démontage du rail DIN. Tout d'abord, n'oubliez pas de démonter les connecteurs ou règnent des tensions dangereuses. Débloquez le verrou inférieur pour déloger le module du rail DIN.
- DE Lösen von DIN-Schiene. Zunächst ist gefährliche Spannung von den Anschlussklemmen zu trennen. Das Gerät wird von der DIN-Schiene gelöst, indem man den unteren Verschluss löst.



- DK Ledningskvadrat: 0,13...2,08 mm<sup>2</sup> / AWG 26...14 flertrået ledning. Klemskruetiltspændingsmoment 0,5 Nm.
- UK Wire size: 0.13...2.08 mm<sup>2</sup> / AWG 26...14 stranded wire. Screw terminal torque 0.5 Nm.
- FR Taille des fils: 0,13...2,08 mm<sup>2</sup> / AWG 26...14 fil multibrins. Pression max. avant déformation de la vis 0,5 Nm.
- DE Leitungsquerschnitt: 0,13...2,08 mm<sup>2</sup> / AWG 26...14 Litzendraht. Klemmschraubenanzugsmoment 0,5 Nm.

- DK Påsætning af PR 4500: 1: Indsæt tappene på PR 4500 i hullerne øverst på modulet. 2: Sving PR 4500 på plads. Aftagning af PR 4500: 3/4: Tryk på udløserknop i bunden af PR 4500 og sving PR 4500 op.
- UK Mounting of PR 4500: 1: Insert the tabs of the PR 4500 into the holes at the top of the device. 2: Hinge the PR 4500 down until it snaps into place. Demounting of the PR 4500: 3: Push the release button on the bottom of the PR 4500 and hinge it up.
- FR Montage de PR 4500: 1: Insérez les crochets du PR 4500 dans les trous en haut du module. 2: Poussez le bas du PR 4500 vers le module. Démontage de PR 4500: 3/4: Appuyez sur le bouton de déclenchement en dessous du PR 4500, puis tirez le module vers le haut.



- DK Anbringen des PR 4500: 1: Einbringen der beiden Fixierstifte des PR 4500 in die Öffnungen an der oberen Frontplatte des Gerätes. 2: Das Display PR 4500 an der Unterkante einrasten lassen. Entfernen des PR 4500: 3/4: Die Entriegelung des PR 4500 an der Unterseite betätigen und das Gerät vorsichtig abnehmen.

DK Kina RoHS UK China RoHS FR RoHS chinois DE China-RoHS

Part Name	Hazardous Substances					
	Lead (Pb)	Mercury (Hg)	Cadmium (Cd)	Hexavalent Chromium (Cr (VI))	Polybrominated biphenyls (PBB)	Polybrominated diphenyl ethers (PBDE)
Printed circuit board	X	0	0	0	0	0

This table is prepared in accordance with the provisions of SJ/T 11364  
 0: Indicates that said hazardous substance contained in all of the homogeneous materials for this part is below the limit requirement of GB/T 26572.  
 X: Indicates that said hazardous substance contained in at least one of the homogeneous materials used for this part is above the limit requirement of GB/T 26572.

The product's Environmentally Friendly Use Period (EFUP) is 50 years

EU DECLARATION OF CONFORMITY (4104DoC\_103)

As manufacturer PR electronics A/S, Lerbakken 10, DK-8410 Rønde hereby declares that the following product:  
 Type: 4104  
 Name: Universal uni- / bipolar signal transmitter  
 From serial no.: 191056001  
 is in conformity with the following directives and standards:  
 The EMC Directive 2014/30/EU and later amendments EN 61326-1 : 2013  
 Immunity test requirements for equipment intended to be used in an industrial electromagnetic environment. For specification of the acceptable EMC performance level, refer to the electrical specifications for the device.  
 The Low Voltage Directive 2014/35/EU and later amendments EN 61010-1 : 2010 + A1 : 2019  
 The RoHS2 Directive 2011/65/EU and later amendments EN IEC 63000 : 2018  
 This declaration of conformity is issued under the sole responsibility of the manufacturer.  
 Rønde, 28 March 2022

EU DECLARATION OF CONFORMITY (4114DoC\_103)

As manufacturer PR electronics A/S, Lerbakken 10, DK-8410 Rønde hereby declares that the following product:  
 Type: 4114  
 Name: Universal transmitter  
 From serial no.: 192103901  
 is in conformity with the following directives and standards:  
 The EMC Directive 2014/30/EU and later amendments EN 61326-1 : 2013  
 Immunity test requirements for equipment intended to be used in an industrial electromagnetic environment. For specification of the acceptable EMC performance level, refer to the electrical specifications for the device.  
 The Low Voltage Directive 2014/35/EU and later amendments EN 61010-1 : 2010 + A1 : 2019  
 The RoHS2 Directive 2011/65/EU and later amendments EN IEC 63000 : 2018  
 This declaration of conformity is issued under the sole responsibility of the manufacturer.  
 Rønde, 28 March 2022

EU DECLARATION OF CONFORMITY (4116DoC\_103)

As manufacturer PR electronics A/S, Lerbakken 10, DK-8410 Rønde hereby declares that the following product:  
 Type: 4116  
 Name: Universal transmitter  
 From serial no.: 191019001  
 is in conformity with the following directives and standards:  
 The EMC Directive 2014/30/EU and later amendments EN 61326-1 : 2013  
 Immunity test requirements for equipment intended to be used in an industrial electromagnetic environment. For specification of the acceptable EMC performance level, refer to the electrical specifications for the device.  
 The Low Voltage Directive 2014/35/EU and later amendments EN 61010-1 : 2010 + A1 : 2019  
 The RoHS2 Directive 2011/65/EU and later amendments EN IEC 63000 : 2018  
 This declaration of conformity is issued under the sole responsibility of the manufacturer.  
 Rønde, 28 March 2022

EU DECLARATION OF CONFORMITY (4131DoC\_103)

As manufacturer PR electronics A/S, Lerbakken 10, DK-8410 Rønde hereby declares that the following product:  
 Type: 4131  
 Name: Universal trip amplifier  
 From serial no.: 191041001  
 is in conformity with the following directives and standards:  
 The EMC Directive 2014/30/EU and later amendments EN 61326-1 : 2013  
 Immunity test requirements for equipment intended to be used in an industrial electromagnetic environment. For specification of the acceptable EMC performance level, refer to the electrical specifications for the device.  
 The Low Voltage Directive 2014/35/EU and later amendments EN 61010-1 : 2010 + A1 : 2019  
 The RoHS2 Directive 2011/65/EU and later amendments EN IEC 63000 : 2018  
 This declaration of conformity is issued under the sole responsibility of the manufacturer.  
 Rønde, 28 March 2022

EU DECLARATION OF CONFORMITY (4179DoC\_101)

As manufacturer PR electronics A/S, Lerbakken 10, DK-8410 Rønde hereby declares that the following product:  
 Type: 4179  
 Name: Universal AC / DC transmitter  
 From serial no.: 191027001  
 is in conformity with the following directives and standards:  
 The EMC Directive 2014/30/EU and later amendments EN 61326-1 : 2013  
 Immunity test requirements for equipment intended to be used in an industrial electromagnetic environment. For specification of the acceptable EMC performance level, refer to the electrical specifications for the device.  
 The Low Voltage Directive 2014/35/EU and later amendments EN 61010-1 : 2010 + A1 : 2019  
 The RoHS2 Directive 2011/65/EU and later amendments EN IEC 63000 : 2018  
 This declaration of conformity is issued under the sole responsibility of the manufacturer.  
 Rønde, 28 March 2022

EU DECLARATION OF CONFORMITY (4179BDoC\_100)

As manufacturer PR electronics A/S, Lerbakken 10, DK-8410 Rønde hereby declares that the following product:  
 Type: 4179B  
 Name: Universal trip amplifier  
 From serial no.: 241911000  
 is in conformity with the following directives and standards:  
 The EMC Directive 2014/30/EU and later amendments EN 61326-1 : 2013  
 Immunity test requirements for equipment intended to be used in an industrial electromagnetic environment. For specification of the acceptable EMC performance level, refer to the electrical specifications for the device.  
 The Low Voltage Directive 2014/35/EU and later amendments EN 61010-1 : 2010 + A1 : 2019  
 The RoHS2 Directive 2011/65/EU and later amendments EN IEC 63000 : 2018  
 This declaration of conformity is issued under the sole responsibility of the manufacturer.  
 Rønde, 9 January 2025

EU DECLARATION OF CONFORMITY (4184DoC\_101)

As manufacturer PR electronics A/S, Lerbakken 10, DK-8410 Rønde hereby declares that the following product:  
 Type: 4184  
 Name: Universal uni-bipolar signal transmitter  
 From serial no.: 191167001  
 is in conformity with the following directives and standards:  
 The EMC Directive 2014/30/EU and later amendments EN 61326-1 : 2013  
 Immunity test requirements for equipment intended to be used in an industrial electromagnetic environment. For specification of the acceptable EMC performance level, refer to the electrical specifications for the device.  
 The Low Voltage Directive 2014/35/EU and later amendments EN 61010-1 : 2010 + A1 : 2019  
 The RoHS2 Directive 2011/65/EU and later amendments EN IEC 63000 : 2018  
 This declaration of conformity is issued under the sole responsibility of the manufacturer.  
 Rønde, 28 March 2022